







# DESIGN EXCELLENCE

With over 70 years of expertise, ingenuity and unmistakable aesthetics, SMEG have become coveted the world over for tasteful and elegant appliance solutions that aptly respond to the demands of contemporary modern day living.

Smeg is a world leading Italian appliance manufacturer, founded in 1948 by the Bertazzoni family who, with great passion, know-how and a never-ending search for excellence have succeeded in developing a solid firm that continues to grow. It's with thanks to this rich heritage, inventive charm and style that the brand is consequently distinguished as an outstanding international reference in the design of products that truly express 'Made in Italy' style.

Today, Smeg remains a family owned and run business with its headquarters, design labs, R&D facilities and specialised factories based exclusively in Italy.



MADE IN ITALY

PREMIUM QUALITY DESIGN





Central Square,  
Sandton



The Beacon,  
Green Point



Embassy Towers,  
Sandton



EIGHTONN,  
Sea Point



The Pearls,  
Umhlanga



Val de Vie Polo  
Village, Paarl





## PRESTIGE IN PROPERTY

---

As a premium brand of choice and a clear frontrunner with property developers both locally and globally, Smeg continues to maintain its leading edge with a competitive offering of highly-sought after appliance solutions and professional expertise to match.

Smeg's team of experienced consultants are devoted to servicing the needs of the development community with fully-equipped investment solutions that guarantee favourable consideration by the buyer. From executive to luxury residential developments, Smeg offers unrivalled design choice across the brands award-winning collection lines as well as a dedicated product range tailored specifically for developers, ensuring that even the most complex of creative visions are perfectly matched with the appropriate Smeg package.







# ARCHITECTS VISION

---

Smeg is the only appliance brand to offer the style of great architects expressed in original and exclusive collection lines.

Together with Smeg's internal design studios and certified laboratories, internationally renowned architects and design visionaries such as Guido Canali, Renzo Piano and Mario Bellini, to name a few, have contributed succinctly to the Smeg way in creating bespoke products that are both timeless and responsible, and, every bit as beautiful as they are a pleasure to use.



The Shard, London  
Renzo Piano



---

<b>BUILT-IN DESIGN SOLUTIONS</b>	<b>PG 1-18</b>
----------------------------------	----------------

---

DOLCE STIL NOVO COLLECTION

LINEA COLLECTION

CLASSIC COLLECTION

---

<b>FREESTANDING COOKER &amp; EXTRACTOR SOLUTIONS</b>	<b>PG 19-24</b>
--	-----------------

---

---

<b>FREESTANDING &amp; INTEGRATED REFRIGERATION SOLUTIONS</b>	<b>PG 25-30</b>
--	-----------------

---

---

<b>FREESTANDING &amp; INTEGRATED DISHWASHER &amp; LAUNDRY SOLUTIONS</b>	<b>PG 31-36</b>
---	-----------------

---

---

<b>SINKS</b>	<b>PG 32-40</b>
--------------	-----------------

---

---

<b>SMALL APPLIANCES</b>	<b>PG 41-44</b>
-------------------------	-----------------

---

---

<b>PROJECT PLANNING</b>	<b>PG 45-55</b>
-------------------------	-----------------

---

3D FILES

GUIDELINES & INSTALLATION NOTES

TECHNICAL DRAWINGS



# DOLCE STIL NOVO COLLECTION




## 60<sup>CM</sup> PYROLITIC ELECTRIC OVEN

SOP6604TPNR (Black glass with copper trim)

70L Multifunction oven • 10 cooking functions • 5 cooking levels with variable grill • 150 pre-set cooking programmes • Pyrolytic self-cleaning • Colour touch control display • 20 display languages

COMING SOON

A+



## 60<sup>CM</sup> PYROLITIC STEAM OVEN

SOP6604S2PNR (Copper trim)

68L SteamOne Technology oven • 19 cooking functions • 5 cooking levels • 150 pre-set cooking programmes • Pyrolytic self-cleaning • Colour touch control display • 20 display languages

COMING SOON

A+



## 60x45<sup>CM</sup> COFFEE MACHINE

CMS4604NR (Copper trim)

1.8L water tank • Single/ double coffee preparation function • 13 coffee options • 5 adjustable intensity levels • 5 cup sizes • 3 variable temp settings • Adjustable milk froth setting • Adjustable coffee grinder • Colour touch control display



## 60x45<sup>CM</sup> MICROWAVE OVEN

SO4604M2PNR (Copper trim)

40L SpeedWave Technology combination microwave oven • 15 cooking functions • 5 cooking levels • 150 pre-set cooking programmes • Vapourclean function • Colour touch control display • 20 display languages

COMING SOON

A+



## 60x45<sup>CM</sup> BLAST CHILLER

SAB4604NR (Copper trim)

3 Kg/h freezing capacity • 60 pre-set programmes • 3 levels • Temperature range: -35 to +75°C • Rapid freeze function • Preservation function • Natural proving • Slow/low temperature cooking • Colour touch control display

A+




## 60x45<sup>CM</sup> WINE COOLER

CVI621NR3 (Copper trim)

52L wine cooler capacity (21 bottles) • Double glazed UV resistant glass • Slavonia oak wooden shelves • 5-20°C adjustable • Colour touch control display

\*Reversible door

A+




## 60<sup>CM</sup> SEMI-INTEGRATED UNDERCOUNTER WINE COOLER

CVI638RVN3 (Black glass & stainless steel)

114L wine cooler capacity (38 bottles) • Double glazed UV resistant glass • Slavonia oak wooden shelves • 5-20°C adjustable • 2 independent cooling systems & temperature zones • Colour touch control display

A






## 60x15<sup>CM</sup> WARMER DRAWER

CPR615NR (Copper trim)


1L warmer draw capacity (up to 1.5kg loading weight)  
• SoftClose drawer • Temperature range up to 80°C



## 60x15<sup>CM</sup> VACUUM DRAWER

CPV615NR (Copper trim)

6.5L capacity (up to 1.5kg) • Vacuum sensor with 10 mbar accuracy • Vacuum levels: Delicate, Preservation and Sous-vide • 3 level resealing function • Marinade and infusion chef function



## 60x15<sup>CM</sup> COORDINATING SOMMELIER DRAWER

CPS615NR (Black glass with copper trim)

SoftClose drawer • Slavonia oak wooden shelf (with silicon anti-grip mat) • All sommelier accessories included



## 90<sup>CM</sup> EXTRA VOLUME PYROLITIC ELECTRIC OVEN **A+**

SFPR9604TNR (Black glass with copper trim)

85L Multifunction oven • 4 cooking levels • 10 customisable recipe settings & 48 automatic programmes • Double glazed, CoolTouch oven door • Pyrolytic selfcleaning function • Colour touch control display • 11 display languages



## 90<sup>CM</sup> INDUCTION HOB

SIM3964D (Black glass)

6 cooking zones with boosters & 9 power levels • 3 MultiZone options • Residual heat indicators • Touch Control



## 90<sup>CM</sup> TILTED EXTRACTOR HOOD

KV694R (Black glass with copper trim)

Angled extractor • 3 speed control • Intensive speed turbo option • Intensive speed extraction rate:777mm<sup>3</sup>/hour • 66dB(A) Noise level (normal use)




## 90<sup>CM</sup> ULTRA-LOW-PROFILE GAS-ON-GLASS HOB

PV395LCN (Black glass)

5 High efficiency gas burners • **GasSafety™ cut-out device**

Optional Controls: DSN set of 2 (2MP6GOG)



## 90<sup>CM</sup> DUAL FUEL GAS-ON-GLASS HOB

PM3953D (Black glass)

4 cooking zones • 1 High-efficiency UltraRapid 6kW dual gas burner • MultiZone option • Residual heat indicators • **GasSafety™ cut-out device**



## 90<sup>CM</sup> DOWNDRAFT EXTRACTOR

KDD90CNE (Black glass and stainless steel)

Semi integrated countertop • 4 speed control • Intensive speed option • Max extraction rate:700mm<sup>3</sup>/hour • 40dB(A) Noise level (normal use)

LINEA COLLECTION







## 60<sup>CM</sup> ELECTRIC OVEN

SF6101TVN1 (Black glass)

79L multifunction oven with VapourClean function • 5 cooking levels • Rapid preheat function



## 60x45<sup>CM</sup> COMPACT MICROWAVE OVEN

SF4102MCN (Black glass)

50L multifunction microwave and convection oven with grill • 3 cooking levels • SmartSense™ Plus with 20 pre-set cooking programmes • VapourClean function



## 60<sup>CM</sup> BUILT-IN MICROWAVE OVEN

FMI120N2 (Black glass)

20L Multifunction microwave oven with grill • 2 cooking levels • 5 functions • 3 pre-set programmes




## 70<sup>CM</sup> GAS-ON-GLASS HOB

PV375NSA (Black glass)

5 high-efficiency gas burners • **GasSafety™ cut-out device**

Optional Controls: Linea set of 5 (5MP1GOG)



## 60<sup>CM</sup> GAS-ON-GLASS HOB

PV364NSA (Black glass)

4 high-efficiency gas burners • **GasSafety™ cut-out device**

Optional Controls: Linea set of 5 (5MP1GOG)



## 30<sup>CM</sup> CERAN HOB

SE232TD1 (Black glass)

2 cooking zones • Auto safety switch off • Touch control



## 75<sup>CM</sup> TRADITIONAL GAS HOB

PX375LSA (Stainless steel)

5 high-efficiency gas burners • **GasSafety™ cut-out device**



## 60<sup>CM</sup> GAS HOB

PX364LSA (Stainless steel)

4 high-efficiency gas burners • **GasSafety™ cut-out device**



## 60<sup>CM</sup> CERAN HOB

SE264TD1 (Black glass)

4 cooking zones (with 9 power levels each) • Residual heat indicators • Touch Control



## 60<sup>CM</sup> ELECTRIC OVEN

SF6385XSA (Stainless steel & black eclipse glass)

79L Multifunction oven with Vapourclean • 5 cooking levels  
• Double glazed, CoolTouch oven



## 60x45<sup>CM</sup> COMPACT MICROWAVE OVEN

SF4301MX (Stainless steel and black eclipse glass)

50L multifunction microwave oven with grill • 2 cooking levels  
• 4 functions • VapourClean function



## 90x60<sup>CM</sup> ELECTRIC OVEN

SF9390X1SA (Stainless steel)

129L multifunction XXL oven with VapourClean function •  
Triple-fan air flow system • 20 pre-set cooking programmes •  
5 cooking levels • Rapid preheat function



## 60<sup>CM</sup> FREESTANDING COMBI-MICROWAVE OVEN

MOE34CXI (Stainless steel)

34L convection microwave oven with grill •  
40 pre-set recipes and 10 preset cooking  
programmes • Inverter Technology • 1000W  
microwave output power



## 60x39<sup>CM</sup> FREESTANDING MICROWAVE OVEN

MOE25X (Stainless steel)

26L microwave oven with grill • 40 pre-set  
recipes and 10 preset programmes • Pizza  
function • 900W microwave output power



## 60x39<sup>CM</sup> BUILT-IN MICROWAVE OVEN

FMI325X (Stainless steel & black eclipse glass)

25L Multifunction microwave oven with grill •  
2 cooking levels • 8 pre-set programmes




## 60<sup>CM</sup> BUILT-IN MICROWAVE OVEN

FMI425X (Stainless steel)

25L Multifunction microwave oven with grill  
• 2 cooking levels • 8 pre-set programmes •  
LCD display





## 60<sup>CM</sup> TRADITIONAL GAS HOB

PS60GHC (Stainless steel)

4 high-efficiency gas burners • **GasSafety™ cut-out device**



## 60<sup>CM</sup> CERAN HOB

SE264TD1 (Black glass)


4 cooking zones • Residual heat indicators • Touch control



## 65<sup>CM</sup> SULTRA-LOW PROFILE GAS-ON-GLASS HOB

PV364LCN (Black glass)

4 high-efficiency gas burners • **GasSafety™ cut-out device**



## 75<sup>CM</sup> TRADITIONAL GAS HOB

PX375LSA (Stainless steel)

5 high-efficiency gas burners • **GasSafety™ cut-out device**



## 90<sup>CM</sup> GAS-ON-GLASS HOB

PV395LCN (Black glass)

5 high-efficiency gas burners • **GasSafety™ cut-out device**



## 90<sup>CM</sup> CERAN HOB

SE395ETB (Black glass)

5 cooking zones • Extendable dual cooking zone • Residual heat indicators • Touch control



## 90<sup>CM</sup> ULTRA-LOW PROFILE GAS HOB

PGF95SA (Stainless steel)

5 high-efficiency gas burners • **GasSafety™ cut-out device**



## 90<sup>CM</sup> ULTRA-LOW PROFILE GAS HOB

PS906SA (Stainless steel)

5 high-efficiency gas burners • **GasSafety™ cut-out device**



## 90<sup>CM</sup> SEMI-INTEGRATED TELESCOPIC EXTRACTOR

KSET900XE (Stainless steel)

3 speed control • 581m<sup>3</sup>/hour (max extraction rate) • 66dB(A) Noise Level (normal use)



## 90<sup>CM</sup> FULLY INTEGRATED EXTRACTOR

KDIAM90X

3 speed control • Intensive speed turbo option • Max extraction rate: 1555m<sup>3</sup>/ Hour • 46dB(A) Noise level (normal use)



## 90<sup>CM</sup> EXTRACTOR HOOD

KATE900CEX (Brushed stainless)

3 speed control • Intensive speed option • Max extraction rate: 581m<sup>3</sup>/hour • 46dB(A) Noise level (normal use)



## 90<sup>CM</sup> ISLAND EXTRACTOR

KI90XE (Brushed stainless steel)

3 speed control • Intensive speed option • Max extraction rate: 740m<sup>3</sup>/ hour • 49dB(A) Noise level (normal use)

60<sup>CM</sup> model also available



## 60<sup>CM</sup> VISOR EXTRACTOR

KTE60EX (Brushed stainless steel)

3 speed control • Max extraction rate: 268m<sup>3</sup>/hour • 70dB(A) Noise Level (normal use)



## 50<sup>CM</sup> FULLY-INTEGRATED EXTRACTOR

KSEG5XSA (Stainless steel)

3 speed control • Intensive speed option • Max extraction rate: 691m<sup>3</sup>/hour • 54dB(A) Noise Level (normal use) • Re-circulation charcoal filter included



## 70<sup>CM</sup> FULLY INTEGRATED EXTRACTOR

KSEG7XSA (Stainless steel)

3 speed control • Max extraction rate: 505m<sup>3</sup>/hour • 54dB(A) Noise Level (normal use)



## 65<sup>CM</sup> SEMI-INTEGRATED EXTRACTOR

KSET61E2 (Silver)

3 speed control • Max extraction rate: 305m<sup>3</sup>/hour • 67dB(A) Noise Level (normal use)



## 60<sup>CM</sup> EXTRACTOR HOOD

KDE600EX (Stainless steel)

3 speed control • Max extraction rate: 553m<sup>3</sup>/hour • 42dB(A) Noise level (normal use)

90<sup>CM</sup> model also available

All extractors are able to vent OR recirculate with charcoal filters







## 90<sup>CM</sup> GAS-ELECTRIC COOKER

C9MABSSA9 (Ice-white)

129L multifunction oven • Double fan airflow system • Rotisserie • VapourClean function • 6 high-efficiency gas burners • **GasSafety™ cut-out device**

COLOURS AVAILABLE:    

A



## 90<sup>CM</sup> GAS-ELECTRIC COOKER

SSA91MAP9 (Vintage cream)

129L multifunction oven • Double fan airflow system • Rotisserie • VapourClean oven function • 5 high-efficiency gas burners • **GasSafety™ cut-out device**

COLOURS AVAILABLE:   

A



## 60<sup>CM</sup> PORTOFINO GAS-ELECTRIC COOKER

CPF9GMYW (Yellow)

129L multifunction oven • Triple-fan airflow system • Rotisserie • VapourClean • 6 high-efficiency gas burners • **GasSafety™ cut-out device**

COLOURS AVAILABLE:      

A+



## 90<sup>CM</sup> GAS-ELECTRIC COOKER

SSA92MAX9 (Stainless steel)

129L multifunction oven • Double-fan airflow system • VapourClean oven function • 4 high-efficiency gas burners • 2 electric solid plates • **GasSafety™ cut-out device**

COLOURS AVAILABLE:  

A



## 90<sup>CM</sup> FULL GAS COOKER

SSA91GGX9 (Stainless steel)

129L static gas oven with gas grill • Rotisserie • 6 high-efficiency gas burners • **GasSafety™ cut-out device**



## 90<sup>CM</sup> ELECTRIC COOKER

SCD91CMX9 (Stainless steel)

129L multifunction oven • Rotisserie • VapourClean oven function • 5 cooking zones with Extendable • **GasSafety™ cut-out device**

A



## 60<sup>CM</sup> GAS-ELECTRIC COOKER

SSA60MX9 (Stainless steel)

79L multifunction oven with VapourClean function • 4 high-efficiency gas burners • **GasSafety™ cut-out device**

COLOURS AVAILABLE:  

## COORDINATING EXTRACTOR SOLUTIONS



## 90<sup>CM</sup> EXTRACTOR HOOD

KI905NXE2 (Stainless steel & black glass)

Island • 3 speed control • Intensive speed option • Max extraction rate: 703m³/hour • 49dB(A) Noise level (normal use)




## 90<sup>CM</sup> EXTRACTOR HOOD

KSED95XE (Stainless steel)

Wall mounted • 3 speed control • Max extraction rate: 535m³/hour • 50dB(A) Noise Level (normal use)

COLOURS AVAILABLE:



## 90<sup>CM</sup> PORTOFINO EXTRACTOR

KPF9YVW (Yellow)

Wall mounted • 3 speed control • Intensive speed option • Max extraction rate: 781m³/h • 48dB(A) noise level (normal use)

COLOURS AVAILABLE:



## 90<sup>CM</sup> EXTRACTOR HOOD

KBT900VE (Stainless steel & glass)

Wall mounted • 3 speed control • Intensive speed option • Max extraction rate: 730m³/hour • 48dB(A) noise level (normal use)

All extractors are able to vent OR recirculate with charcoal filters







## 60<sup>CM</sup> FRIDGE-FREEZER



FC18EN4AX (Stainless steel)

341L capacity • **No-Frost** multi cooling system • Inverter motor • Fast-freeze function • Touch Control Display



## 60<sup>CM</sup> FRIDGE & FREEZER SET



ZAFA403NX & ZACV283NX (Stainless steel)

404L fridge capacity • 307L freezer capacity • **No-Frost** multi cooling system • Touch Control display



## 80<sup>CM</sup> FRENCH DOOR FRIDGE-FREEZER



RFD50XZA (Stainless steel)

557L capacity • Extra-width glass shelves • **No-Frost** multi cooling system • Flexi-Temp Compartment • Inverter motor • Touch Control display



## 90<sup>CM</sup> SIDE-BY-SIDE FRIDGE-FREEZER



SBS71XZA (Stainless steel)

573L capacity • Ice & water dispenser • **No-Frost** multi cooling system • Inverter motor • Touch Control display



## 90<sup>CM</sup> 4-DOOR FRIDGE-FREEZER



RCD50XZA (Stainless steel)

556L capacity • Extra-width glass shelves • **No-Frost** multi cooling system • Flexi-Temp Compartment • Inverter motor • Touch Control display

## REFRIGERATION INTEGRATED SOLUTIONS



## 55<sup>CM</sup> INTEGRATED FRIDGE-FREEZER SET



ZAS7176F2P & ZAS7F174NP

323L fridge capacity with AutoDefrost • 220L freezer capacity with **No-Frost** multi cooling system function and FastFreeze function • Touch Control display



## 55<sup>CM</sup> INTEGRATED FRIDGE-FREEZER



ZAC7176DN2P

276L fridge capacity • Fan-assisted cooling • **No-Frost** multi cooling system function • Touch Control display

## DISHWASHERS AND LAUNDRY







## 60<sup>CM</sup> DISHWASHER

DW6QWSA-1 (White)

14 Place-settings • 3rd cutlery basket • Orbital wash system • Natural condenser drying with EnerSave • SmartLoad racking and stacking system



## 60<sup>CM</sup> DISHWASHER

DW7QSXA-1 (Stainless steel)

14 Place-settings • Orbital wash system • Natural condenser drying • SmartLoad racking and stacking system



## 60<sup>CM</sup> DISHWASHER

DW8QSDXA-1 (Stainless steel)

14 Place-settings • 6.5L water consumption • Planetarium wash system • Natural condenser drying with EnerSave • SmartLoad racking and stacking system



## 60<sup>CM</sup> WASHING MACHINE

WVM3T94SSA (Silver)

9kg load capacity • Brushless inverter technology • 1400rpm spin speed • 15 min quick cycle • Automatic load balancing system with smart load indicator • 15 programmes

COLOURS AVAILABLE:



## 60<sup>CM</sup> TUMBLE DRYER

D3T8SSA (Silver)

8kg load capacity • Condensation drying system • 29min Express option • Drying shelf for shoes and toys • 15 programmes

COLOURS AVAILABLE:



## 60<sup>CM</sup> WASHER DRYER

VVD3T964SSA (Silver)

9kg wash load capacity • 6kg dry load capacity • 12min Quicktime option • Brushless inverter motor • 1400rpm spin speed • Automatic load balancing system with smart load indicator • 15 programmes



## INTEGRATED SOLUTIONS



## 60<sup>CM</sup> INTEGRATED WASHER DRYER

LSTA147SSA

7kg wash load capacity • 4kg dry load capacity • Automatic load balancing system with smart load indicator



## 60<sup>CM</sup> INTEGRATED DISHWASHER

DWI7QSA-1

13 place settings • Orbital wash system • Natural condenser drying • 10 wash programmes









## RETRO KETTLE

KLF05CRSA (Vintage cream)

800ml (3 cups) • RapidBoil technology • 360° swivel base • Built-in cord wrap • Anti-slip feet

### COLOURS AVAILABLE:



## RETRO KETTLE

KLF03GRSA (Grey)

1.7L (7 cups) • RapidBoil technology (boils 1L/4 cups in under 2min) • SoftTouch opening lid • 360° swivel base • Built-in cord wrap • Anti-slip feet

### COLOURS AVAILABLE:



## RETRO 2-SLICE TOASTER

TSF01PBSA (Pastel blue)

2 extra-wide toasting compartments with self-centering racks • 6 browning levels • REHEAT, DEFROST & BAGEL pre-set options • Removable crumb tray

### COLOURS AVAILABLE:



## RETRO 4-SLICE SQUARE TOASTER

TSF03PGSA (Mint)

4 extra-wide toasting compartments with self-centering racks • 6 browning levels • REHEAT, DEFROST & BAGEL pre-set options • Removable crumb tray

### COLOURS AVAILABLE:



## BEAN-TO-CUP COFFEE MACHINE

BCC02TPMSA (Taupe)

Automatic all-in-one coffee machine • 19 bar thermoblock extraction • 1.4 water tank • 6 beverage options • Hot water & milk frother function • 150g grounds container capacity • Adjustable grind level and coffee length

### COLOURS AVAILABLE:



## RETRO FILTER COFFEE MACHINE

DCF02BLSA (Glossy black)

1.25L coffee holder (10 cups) • 1.4L water tank • Adjustable coffee intensity levels • 40min keep warm function • Auto-start mode • Reusable coffee filter • Descaling indicator • Anti-drip system • Anti-slip feet

### COLOURS AVAILABLE:



## RETRO ESPRESSO COFFEE MACHINE

ECF01VWHEU (Ice-white)

15 bar extraction • Removable 1L water tank • 3 cup sizes (Ristretto, Espresso and Lungi) • Milk frother • Descaling indicator • Anti-drip system • Anti-slip feet • Stainless steel cup warmer and holder

### COLOURS AVAILABLE:



## RETRO BLENDER

BLF01CRSA (Vintage cream)

1.5L Tritan™ BPA-FREE jug (6 cups) • Removable, dbl. stainless steel blade system (dishwasher safe) • 4 speed power control • ICE-CRUSH, SMOOTHIE & PULSE pre-set options

### COLOURS AVAILABLE:



## RETRO CITRUS JUICER

CJF01PKSA (Pastel pink)

Sensor activated juicing system • Tritan™ BPA-FREE juicing bowl and lid • 70W power range • Anti-slip feet

### COLOURS AVAILABLE:



## RETRO HAND BLENDER

HBF02RDSA (Fiery red)

4 speed power control with turbo function • Stainless steel blade with FlowBlend™ system • Anti-slip grip handle • Chopper, whisk, potato masher and 1.4L beaker accessories included

### COLOURS AVAILABLE:



## RETRO HAND MIXER

HMF01PGSA (Mint)

9 speed power control with turbo function • Backlit LED display • Minute and second count timer • 250W power range • Cotton accessory storage bag

### COLOURS AVAILABLE:



## 40CM RETRO BAR FRIDGE

FAB5HRNE (Glossy black)

135L capacity • Static cooling system with AutoDefrost

### COLOURS AVAILABLE:



## SINKS







## DOUBLE BOWL SINK

LYP116R (Stainless steel)

1160 x 500 x 150mm • Ultra-low profile



## DOUBLE BOWL SINK

LDR116-2 (Stainless steel)

860 x 500 x 150mm • Ultra-low profile



## SINGLE BOWL SINK

LYP861R (Stainless steel)

860 x 500 x 154mm • Ultra-low profile



## DOUBLE BOWL INSET SINK

LRX902 (Stainless steel)

897 x 510 x 219mm • Ultra-low profile



## DOUBLE BOWL INSET SINK

LZ116A2 (Anthracite black)

1160 x 500 x 210mm • Composite Granite • Standard profile • Reversible draining board



## SINGLE BOWL UNDERMOUNT SINK

VZUM40N (Anthracite black)

380 x 440 x 210mm • Composite Granite

## OPTIONAL GLASS SLIDERS:



CVB40N2  
BLACK GLASS

## COLOURS AVAILABLE:



## COLOURS AVAILABLE:



## SINGLE BOWL UNDERMOUNT SINK

VFU50SFR (Stainless Steel)

542 x 442 x 200mm • Ultra-low profile



## SINGLE BOWL UNDERMOUNT SINK

VFU40SFR (Stainless steel)

542 x 442 x 200mm • Ultra-low profile



## SINGLE BOWL UNDERMOUNT SINK

UM45 (Stainless Steel)

450 x 400 x 180mm • Undermount



## SINGLE BOWL UNDERMOUNT SINK

UM30 (Stainless Steel)

450 x 400 x 180mm • Undermount



## DOUBLE BOWL UNDERMOUNT SINK

UM4040 (Stainless steel)

760 x 450 x 180mm



## SINGLE BOWL DOUBLE INSTALLATION SINK

VFU43SFR (Stainless steel)

435 Ø x 200mm



### 3D FILES

---

In addition to 3D modelled Smeg appliances available via an archive of 3D files easily downloadable from [smeg.co.za](https://smeg.co.za) Smeg has aligned with **BIM** (Building Information Modeling). This serves to ensure architects and designers alike are able to complete and communicate their projects in the best possible way via the BIM library of Smeg appliances. To access the BIM library simply register with the **BIM&CO** portal. Available formats include dwg; ifc; rfa; 3ds and skp.

### IMPORTANT GUIDELINES

---

All information is supplied is to be used for general reference purposes, not for specification or installation purposes. No product should be specified or installed without full and comprehensive knowledge of the information supplied in the instruction manual of the actual appliance available at [smeg.co.za](https://smeg.co.za)

Electrical and gas connections should only be made in accordance with South Africa Standards, NRCS regulations and installed by a professional and licenced contractor.

#### Please note:

- Technical drawings available on website include specs for standard installation only. Increase width, height and depth dimensions as required for all flush mount installations.
- Technical drawings for all built-in ovens and warmer drawers include specifications for standard installation only. Increase width, height and depth dimensions as required for all flush mount installations.
- Cut-outs are supplied for reference only
- Cut-outs should only be made upon check-measure of the physical appliance to be installed. Please seek the advice from a professional installer for details on mounting applications
- Ventilation: Built-in ovens, and Compact ovens require a 35mm – 40mm ventilation gap at the rear of the cabinet. Coffee machines require a 50mm ventilation gap.
- Microwave ovens have specific ventilation requirements, please refer to instruction manual
- Always refer to your instruction manual for further information available at [smeg.co.za](https://smeg.co.za) or contact your local Smeg representative



## INSTALLATION NOTES

### HOBS

- Flushmount installation requires particular attention, as the cut-out area may be smaller in dimension than the rebate area indicated. Always consult a professional installer.

### EXTRACTORS

- Extractors require ducting or recirculation. Please contact a professional consultant for advice on which ducting or recirculation options are available to you at the earliest planning stages of your project build
- Once counter and ceiling height have been determined refer to the extractor instruction manual or contact your local Smeg representative for further information on minimum and maximum height for the hob to the extractor available at [smeg.co.za](http://smeg.co.za)

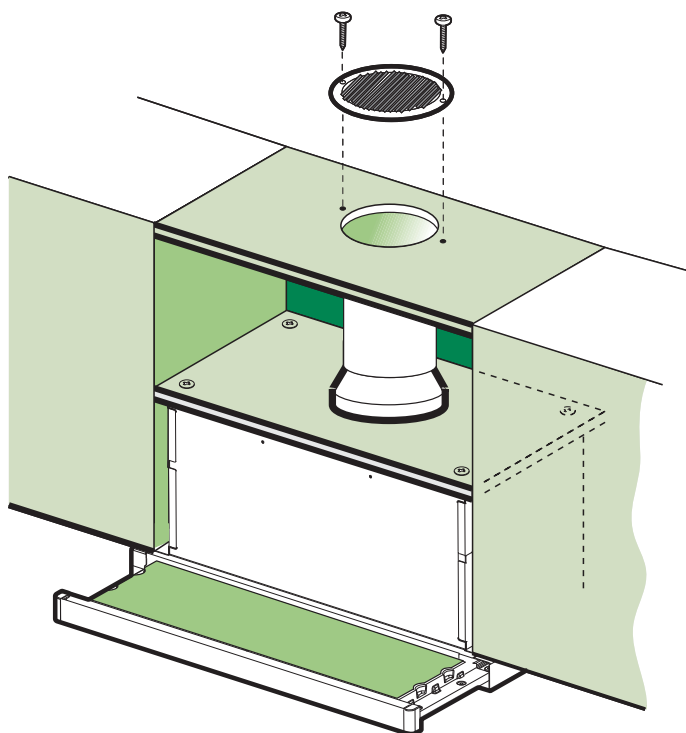
### DISHWASHERS

- Please be aware that dishwasher installation may be affected by factors such as the finished floor level, kickboard height, door height, door swing, benchtop substrate and benchtop height. Refer to your instruction manual for further information. Please contact a professional consultant for advice on dishwasher installation

### REFRIGERATION

- Please be aware that freestanding refrigerators require ventilation space. 50mm to the top and either side is recommended, or refer to your instruction manual for further information
- Refrigeration installation may be affected by factors such as cupboard depth, and door swing. Please contact a professional consultant for advice on refrigeration installation at the earliest planning stages of your project build

## GENERAL GUIDELINE TO INSTALL THE INTEGRATED EXTRACTORS



- Integrated extractors housed in a kitchen cabinet will need to be ducted in order for the extractor to recirculate/ vent correctly.
- Filtered air needs to be allowed to move out of the extractor and the cabinet.
- It is recommended to use ducting pipe or similar to lead the air from the extractor through and out of the top of the cupboard.
- A hole will need to be cut into the cabinet, allowing recirculated air to flow back into the kitchen or vented air to the outside.
- Refer to instruction manual for detailed information.

VISIT ONE OF OUR SHOWROOMS NATIONWIDE



### **Smeg South Africa (Pty) Ltd**

[www.smeg.co.za](http://www.smeg.co.za) | [info@smegsa.co.za](mailto:info@smegsa.co.za)

#### **Head Office**

Tel (011) 463 1016  
2985 Bryanston Boulevard,  
Cnr. William Nicol and Bryanston Drive  
Bryanston, Sandton, 2191

#### **Cape Town Showroom**

Tel (021) 418 9934  
120 Strand Street  
(Cnr. Buitengracht Street)

#### **Durban Showroom**

Tel (031) 566 2770  
Shop No.3, Beacon Rock, 21 Lighthouse Road,  
Umhlanga Rocks

#### **Smeg Service Department**

Tel (011) 656 0025  
Unit 1 Linbro Logistics Park,  
1st Avenue, Ext 1. Linbro Park

LARGE APPLIANCES

**3YEAR**  
GUARANTEE

SMALL APPLIANCES

**2YEAR**  
GUARANTEE

MADE IN ITALY  
  
PREMIUM QUALITY DESIGN







MADE IN ITALY

A horizontal bar representing the Italian flag, with green on the left, white in the middle, and red on the right.

PREMIUM QUALITY DESIGN